



Written by [R. Cort Kirkwood](#) on February 22, 2024

Syrians Show Up at Border Wearing Pricey Tactical Gear. Claim They're for Jobs, Love America

A new threat has emerged at the southwest border of the United States: Syrians dressed in combat attire.

An unidentified man interviewed the Syrians, who bluntly stated they are not refugees or asylees but instead in search of jobs.

The Syrians claimed they love America.

Maybe they do. Maybe they don't. But military-age nationals from hostile countries are crossing the border by the thousands, which former FBI agents call a major national security threat.



grandriver/iStock/Getty Images Plus
El Paso/Juarez border

Tactical Gear

[Posted on Instagram](#) by Latinos With Trump, the men wore and carried expensive tactical gear and clothing, at least some of it made by 5.11, which [warns customers](#), "always be ready." Its YouTube channel features a martial video of the same name that features cops and firefighters.

[National File compiled](#) the transcript:

"Why are you coming to the U.S.?" the interviewer asked the man.

"Because we love America and, uhh, we need a nice life," he replied.

"You're coming for jobs?" the interviewer followed up.

"Yeah, we're coming for jobs," the Syrian said.

"Because our country, uhh, very weird," he added, before identifying himself by the name of "Danny."

Given what they wore, maybe they expect to get jobs as cops or security guards, but at any rate, Latinos With Trump noted the obvious.

"More of Joe Biden's illegals for you to support," the group wrote:

Are you F**'n kidding me? 5.11 tactical gear? ☐ - yah nothing to see here folks."

Better be prepared and ready. #2A

We need Trump back and fast! We need to close that border as of yesterday...

God help us all



Written by [R. Cort Kirkwood](#) on February 22, 2024

“Nothing suspicious about a group of Syrians walking across the U.S border wearing 5.11 tactical gear,” the 1.2 million-follower Wall Street Silver wrote on X. “More of Joe Biden’s illegals for you to support.”

[The prices](#) at 5.11 raise the question of how Syrians with no jobs and no money afforded them.

Asking how the illegals procured the gear, [National File observed](#) that reports of Muslim terrorist sleeper cells crossing the border have circulated for years:

The video of the Syrians helps slap down the phony ‘fact-checkers’ who say that the southern border is secure, and not open to the entire third-world.

But at least the Syrians, if they aren’t terrorists, are honest. Despite [what they tell](#) immigration officials, [most illegals don’t cross](#) the border because they fear violence or persecution in their home countries. Almost 100 percent of those claims [are bogus](#).

So-called migrants are here for two things: jobs and welfare.

Dangerous Foreign Nationals

[At its website](#), which details nationwide border encounters with illegals, U.S. Customs and Border Protection does not provide a separate category for Syrians and instead must include them in its “other” category.

Illegals from countries other than those listed number 113,640 since October 1, the beginning of fiscal 2024; 72,807 landed at the southwest border, and 66,759 of those were caught by the Border Patrol entering illegally.

Last year’s total was just shy of 300,000 nationwide.

Most worrisome though is that 93,197 of those illegals, or 80 percent, are single adults and mostly likely young men.

Last year, that total was 236,148, about 79 percent.

Given the video released by Latinos With Trump, the concern is obvious.



Written by [R. Cort Kirkwood](#) on February 22, 2024



U.S. Customs and Border Protection

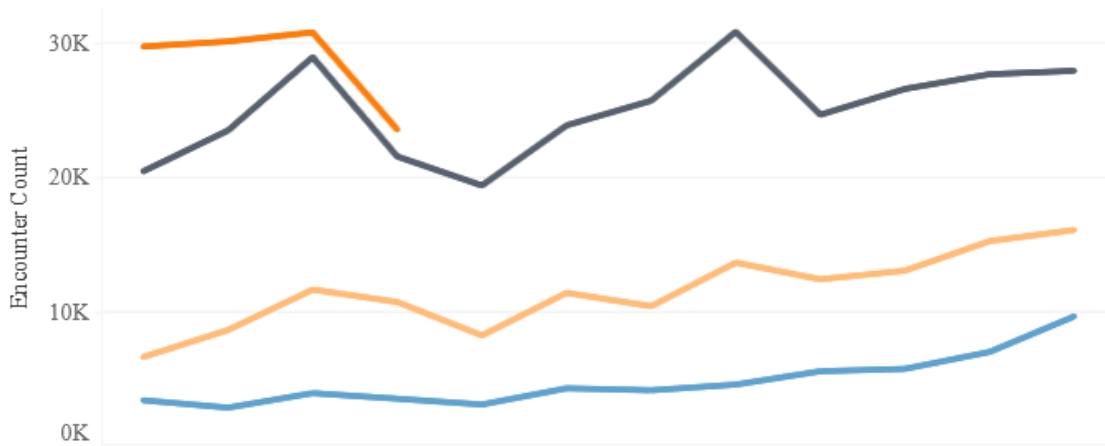
U.S. Customs and Border Protection (CBP) Encounters Nationwide, Southwest Land Border, and Northern Land Border Encounters by Fiscal Year (FY)

Choose Region: FY: Component: Area of Responsibility:

Demographic: Citizenship: Title of Authority:

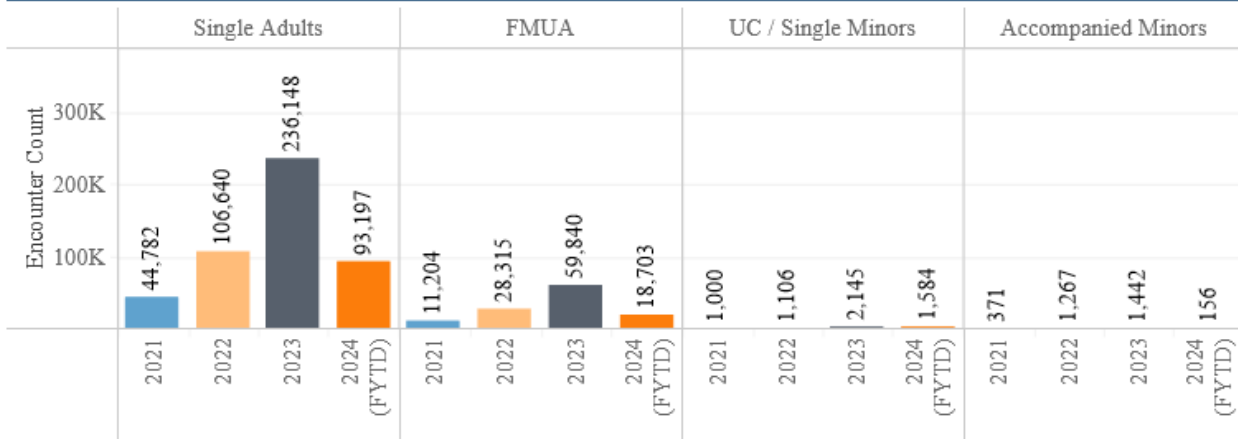
FY ■ 2021 ■ 2022 ■ 2023 ■ 2024 (FYTD)

FY Nationwide Encounters by Month



	OCT	NOV	DEC	JAN	FEB	MAR	APR	MAY	JUN	JUL	AUG	SEP	Total
2024 (FYTD)	29,592	29,970	30,642	23,436									113,640
2023	20,347	23,370	28,804	21,441	19,291	23,746	25,573	30,682	24,537	26,453	27,538	27,793	299,575
2022	6,588	8,578	11,578	10,657	8,178	11,338	10,345	13,577	12,338	12,984	15,170	15,997	137,328
2021	3,374	2,828	3,903	3,491	3,062	4,262	4,115	4,539	5,527	5,703	6,960	9,593	57,357

FY Comparison by Demographic



Source: USBP and OFO official year end reporting for FY21-FY23; USBP and OFO month end reporting for FY24 to date. Data is current as of 2/15/2024



Written by [R. Cort Kirkwood](#) on February 22, 2024



U.S. Customs and Border Protection

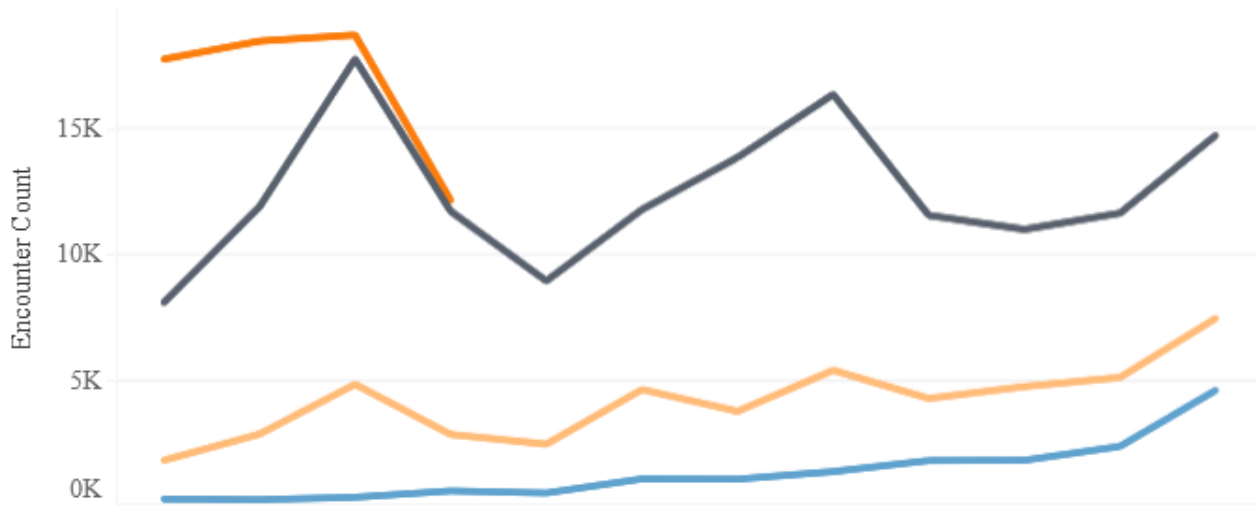
U.S. Customs and Border Protection (CBP) Encounters Nationwide, Southwest Land Border, and Northern Land Border Encounters by Fiscal Year (FY)

Choose Region: FY: Component: Area of Responsibility:

Demographic: Citizenship: Title of Authority: [Reset Filters](#)

FY ■ 2021 ■ 2022 ■ 2023 ■ 2024 (FYTD)

FY Southwest Land Border Encounters by Month



	OCT	NOV	DEC	JAN	FEB	MAR	APR	MAY	JUN	JUL	AUG	SEP	Total
2024 (FYTD)	17,670	18,385	18,626	12,078									66,759
2023	8,034	11,821	17,677	11,646	8,889	11,715	13,777	16,274	11,485	10,929	11,572	14,652	148,471
2022	1,787	2,824	4,800	2,810	2,427	4,591	3,726	5,353	4,236	4,708	5,069	7,408	49,739
2021	252	226	323	574	493	1,053	1,042	1,340	1,777	1,788	2,340	4,558	15,766



Written by [R. Cort Kirkwood](#) on February 22, 2024



U.S. Customs and Border Protection

U.S. Customs and Border Protection (CBP) Encounters Nationwide, Southwest Land Border, and Northern Land Border Encounters by Fiscal Year (FY)

Choose Region: Nationwide | FY: (All) | Component: (All) | Area of Responsibility: (All)

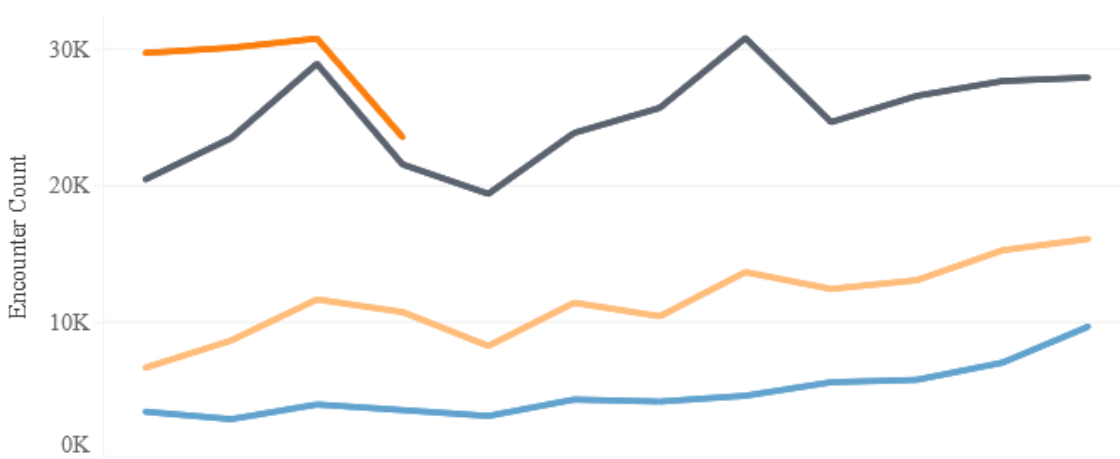
Demographic: (All) | Citizenship: OTHER

(All)
 Office of Field Operations
 U.S. Border Patrol

Cancel Apply Reset Filters

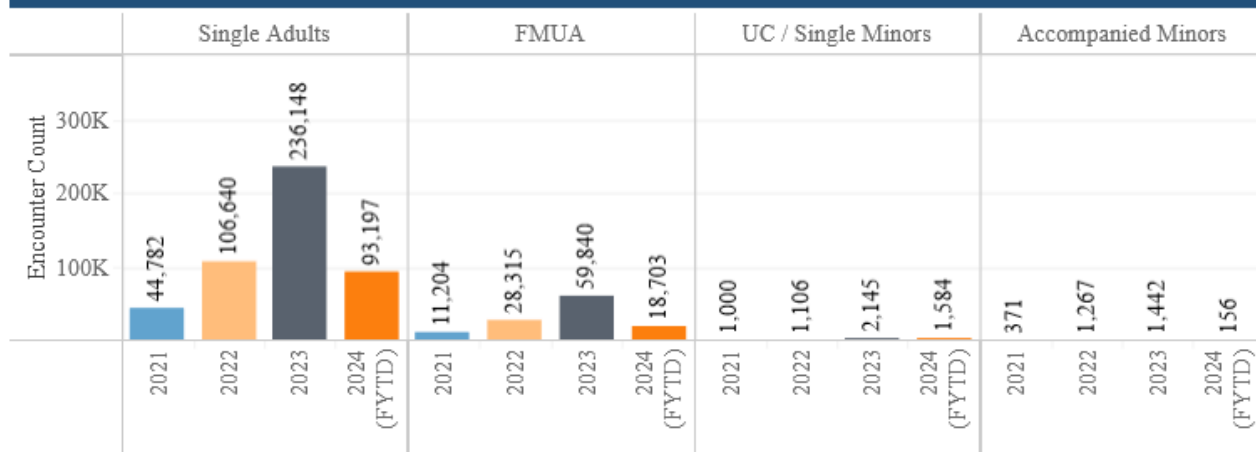
FY: 2021 2022 2023 2024 (FYTD)

FY Nationwide Encounters by Month



	OCT	NOV	DEC	JAN	FEB	MAR	APR	MAY	JUN	JUL	AUG	SEP	Total
2024 (FYTD)	29,592	29,970	30,642	23,436									113,640
2023	20,347	23,370	28,804	21,441	19,291	23,746	25,573	30,682	24,537	26,453	27,538	27,793	299,575
2022	6,588	8,578	11,578	10,657	8,178	11,338	10,345	13,577	12,338	12,984	15,170	15,997	137,328
2021	3,374	2,828	3,903	3,491	3,062	4,262	4,115	4,539	5,527	5,703	6,960	9,593	57,357

FY Comparison by Demographic





Written by [R. Cort Kirkwood](#) on February 22, 2024

As [The New American reported](#) last week, border agents have encountered 30,000 Chinese nationals at the border since October 1.

And China isn't the only country hemorrhaging tens of thousands of its citizens who trek to the United States.

Other hostile or potentially hostile foreign nationals include Cubans and Russians.

Compatriots of Homeland Security Secretary Alejandro Mayorkas, a Cuban immigrant, 86,139 Cubans have landed at the border in fiscal 2024. Last year, the figure was 200,287. The majority both years were single adults.

More than 10,000 Russians showed up this fiscal year, and almost 60,000 last year. And again, the majority were single adults.



Written by [R. Cort Kirkwood](#) on February 22, 2024



U.S. Customs and Border Protection

U.S. Customs and Border Protection (CBP) Encounters Nationwide, Southwest Land Border, and Northern Land Border Encounters by Fiscal Year (FY)

Choose Region: Nationwide | FY: (All) | Component: (All) | Area of Responsibility: (All)

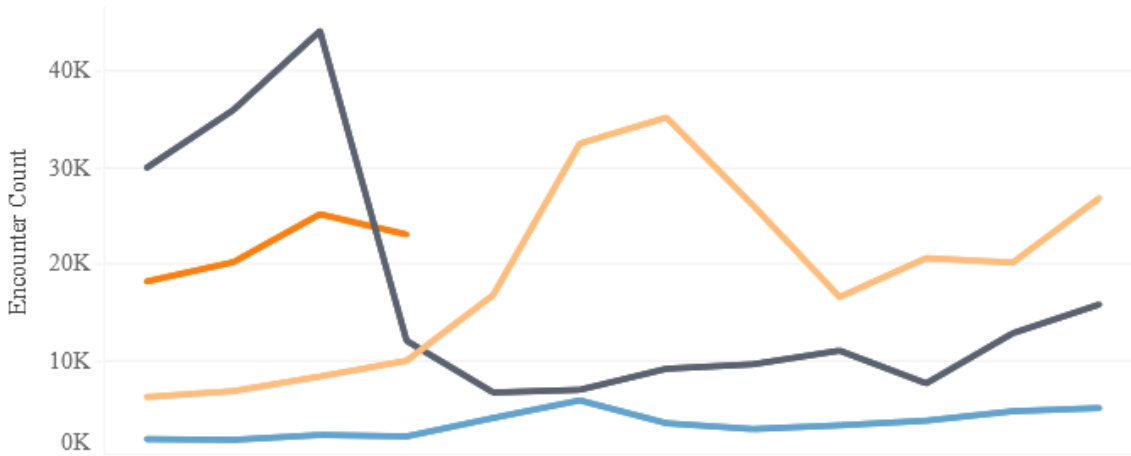
Demographic: (All) | Citizenship: CUBA

(All)
 Office of Field Operations
 U.S. Border Patrol

Cancel Apply Reset Filters

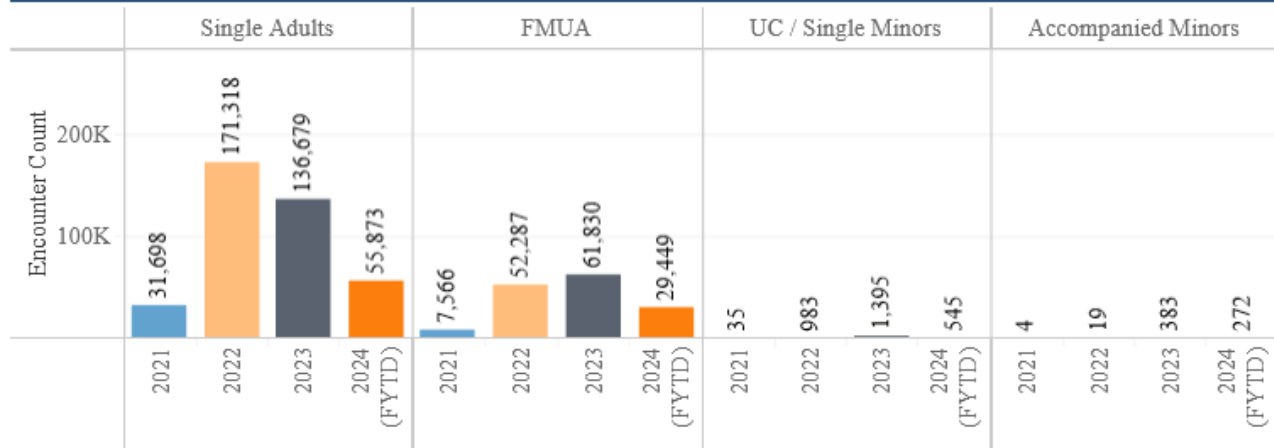
FY: 2021 2022 2023 2024 (FYTD)

FY Nationwide Encounters by Month



	OCT	NOV	DEC	JAN	FEB	MAR	APR	MAY	JUN	JUL	AUG	SEP	Total
2024 (FYTD)	18,069	20,071	25,053	22,946									86,139
2023	29,882	35,880	44,079	11,909	6,534	6,812	8,998	9,465	10,881	7,479	12,691	15,677	200,287
2022	6,065	6,679	8,198	9,830	16,657	32,394	35,092	25,982	16,447	20,492	20,029	26,742	224,607
2021	1,691	1,614	2,122	1,972	3,881	5,716	3,340	2,737	3,122	3,605	4,585	4,918	39,303

FY Comparison by Demographic





Written by [R. Cort Kirkwood](#) on February 22, 2024



U.S. Customs and Border Protection

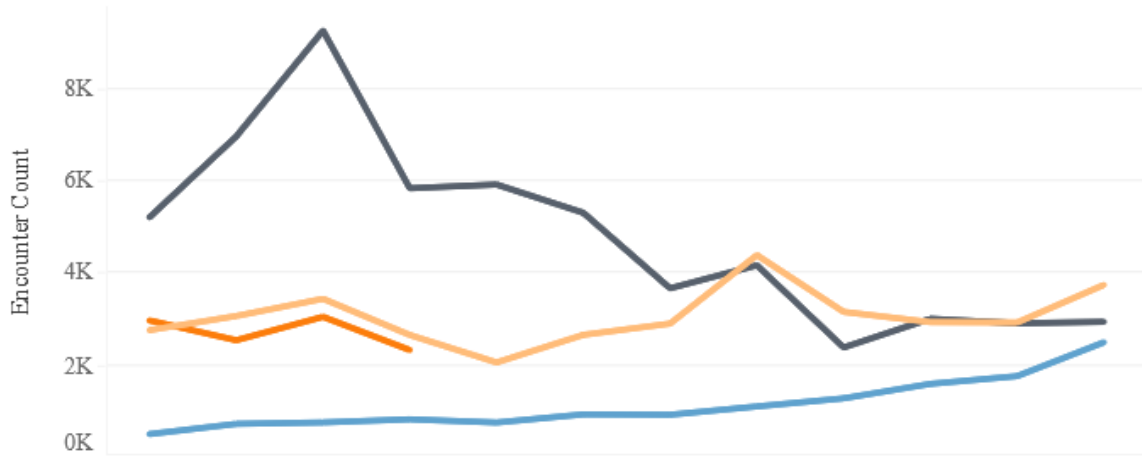
U.S. Customs and Border Protection (CBP) Encounters Nationwide, Southwest Land Border, and Northern Land Border Encounters by Fiscal Year (FY)

Choose Region: FY: Component: Area of Responsibility:

Demographic: Citizenship: Title of Authority: [Reset Filters](#)

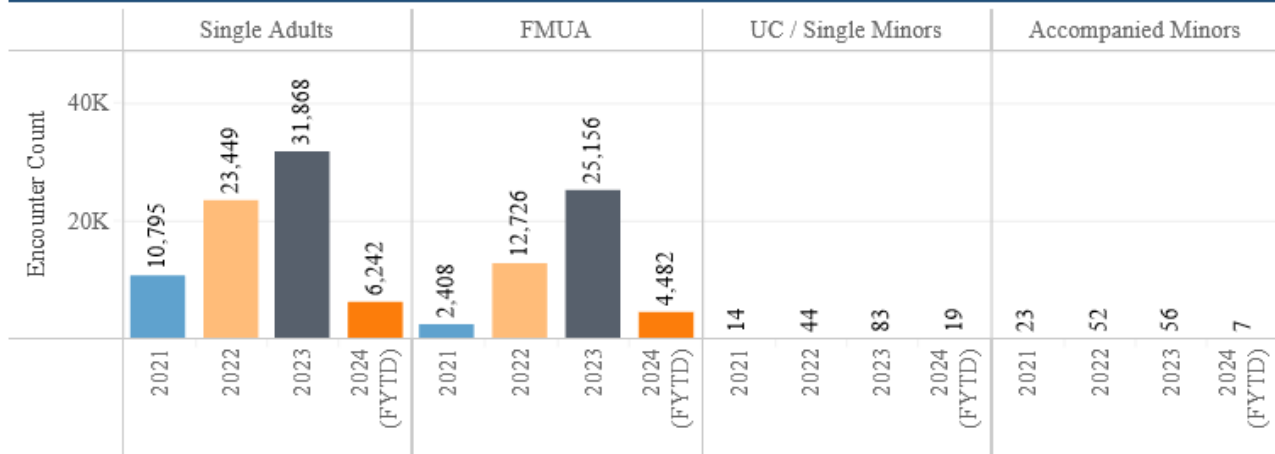
FY ■ 2021 ■ 2022 ■ 2023 ■ 2024 (FYTD)

FY Nationwide Encounters by Month



	OCT	NOV	DEC	JAN	FEB	MAR	APR	MAY	JUN	JUL	AUG	SEP	Total
2024 (FYTD)	2,936	2,506	3,015	2,293									10,750
2023	5,174	6,931	9,227	5,805	5,886	5,273	3,633	4,133	2,349	2,972	2,874	2,906	57,163
2022	2,725	3,032	3,406	2,620	2,024	2,623	2,867	4,354	3,122	2,899	2,891	3,708	36,271
2021	469	691	722	790	720	897	889	1,069	1,245	1,559	1,727	2,462	13,240

FY Comparison by Demographic





Written by [R. Cort Kirkwood](#) on February 22, 2024

In other words, the border is not secure, contrary to three years of assurances from Mayorkas and his boss, Joe Biden, who also say “our border is not open.”

FBI letter

But again, as [The New American reported](#), former FBI intelligence and counter-terror officials are greatly concerned about what is rightly called an invasion.

“It would be difficult to overstate the danger represented by the presence inside our borders of what is comparatively a multi-division army of young single adult males from hostile nations and regions whose background, intent, or allegiance is completely unknown,” the officials wrote:

They include individuals encountered by border officials and then possibly released into the country, along with a shockingly high estimate of “gotaways” — meaning those who have entered and evaded apprehension.

The FBI officials called China and Russia “hostile adversaries of the U.S. with aspirations to devastate national infrastructure.”

Also alarming are the 170 illegals on the terror watch list whom border agents have intercepted; 111 were stopped at ports of entry, most of them at the northern border, and 59 trying to cross illegally, all but one at the southwest border.

Given the number of gotaways — 2 million — a number of terrorists had to have entered the country.

	FY17	FY18	FY19	FY20	FY21	FY22	FY23	FY24YTD
Office of Field Operations TSDS Encounters at Land Border Ports of Entry of All Nationalities*								
Southwest Border	116	155	280	72	103	67	80	8
Northern Border	217	196	258	124	54	313	484	103
Total	333	351	538	196	157	380	564	111
U.S. Border Patrol TSDS Encounters Between Ports of Entry of Non-U.S. Citizens								
Southwest Border	2	6	0	3	15	98	169	58
Northern Border	0	0	3	0	1	0	3	1
Total	2	6	3	3	16	98	172	59
Percentage of Total USBP Encounters	0.0007%	0.0015%	0.0004%	0.0007%	0.0010%	0.0044%	0.0083%	0.0078%



Subscribe to the New American

Get exclusive digital access to the most informative, non-partisan truthful news source for patriotic Americans!

Discover a refreshing blend of time-honored values, principles and insightful perspectives within the pages of "The New American" magazine. Delve into a world where tradition is the foundation, and exploration knows no bounds.

From politics and finance to foreign affairs, environment, culture, and technology, we bring you an unparalleled array of topics that matter most.



What's Included?

- 24 Issues Per Year
- Optional Print Edition
- Digital Edition Access
- Exclusive Subscriber Content
- Audio provided for all articles
- Unlimited access to past issues
- Coming Soon! Ad FREE
- 60-Day money back guarantee!
- Cancel anytime.

Subscribe