



Written by [R. Cort Kirkwood](#) on January 29, 2024

Former FBI Officials Warn Congress: “The Country Has Been Invaded,” Devastating Attack Could Be Ahead

Ten former G-Men have warned top GOP and Democrat legislators that the Biden administration’s policy of open borders has permitted either hostile nations or terror organizations to position a sleeper army or terror cells inside the United States.

The former top FBI officials say the threat is mostly the single men of military age who have entered the country with the administration’s permission.

As [The New American reported today](#), citing *The Daily Caller*, the administration’s vetting is so lax it permitted a Somali terrorist to enter the country last March. Last week, Immigration and Customs Enforcement captured the terrorist in Minneapolis, a recruitment center for the Somali al-Shabaab terror outfit.



AP Images

But that terrorist, of course, is only one of the illegals whom Biden permitted to enter the country.

“Unprecedented” Threat

The warning from the two bureau men was dire: Close the border, or Americans will die. They wrote to GOP House Speaker Mike Johnson, Democrat Senate Majority Leader Chuck Schumer, and the chairmen of four committees.

“The threat we call out today is new and unfamiliar,” [the 10 officials wrote](#):

In its modern history the U.S. has never suffered an invasion of the homeland and, yet, one is unfolding now. Military aged men from across the globe, many from countries or regions not friendly to the United States, are landing in waves on our soil by the thousands — not by splashing ashore from a ship or parachuting from a plane but rather by foot across a border that has been accurately advertised around the world as largely unprotected with ready access granted.

It would be difficult to overstate the danger represented by the presence inside our borders of what is comparatively a multi-division army of young single adult males from hostile nations and regions whose background, intent, or allegiance is completely unknown. They include individuals encountered by border officials and then possibly released into the country, along with a shockingly high estimate of “gotaways” — meaning those who have entered and evaded apprehension.



Written by [R. Cort Kirkwood](#) on January 29, 2024

The threat is “daunting” and “unprecedented” because the nation’s “natural protective barriers” — two oceans — no longer provide security because they have been “thoroughly circumvented over the past three years.”

As well, beginning in 2021, when Joe Biden took office after his suspicious victory in the 2020 presidential election, the demographic of those crossing our “porous” southwest border dramatically changed to become mostly single young men of military age.

“Young men from around the world traveling alone and holding questionable motivations dramatically increased in number to become the most common profile of those breaching the nation’s border,” [they wrote](#):

A startling number had been found on the terror watch list or are from countries designated as state sponsors of terror or distinctly unfriendly to the United States....

Any violation of the nation’s immigration laws increases risks, but the surge and numbers of single military aged males descending upon American cities and towns is alarming and perilous. Additionally, they are not just from terror-linked regions, but from China and Russia as well — hostile adversaries of the U.S. with aspirations to devastate national infrastructure.

Nor is the shift in “migrants” to mostly single young men an “accident or coincidence,” they continued:

These men are potential operators in what appears to be an accelerated and strategic penetration, a soft invasion, designed to gain internal access to a country that cannot be invaded militarily in order to inflict catastrophic damage if and when enemies deem it necessary.

Signers include Kevin Brock, the FBI’s former assistant director of intelligence and principal deputy director for National Counterterrorism; Chris Swecker, former assistant director of the bureau’s criminal investigative division; and Timothy Healy, former director of the FBI’s Terrorist Screening Center.

The Demographics

Data from U.S. Customs and Border Protection prove the former FBI men right.

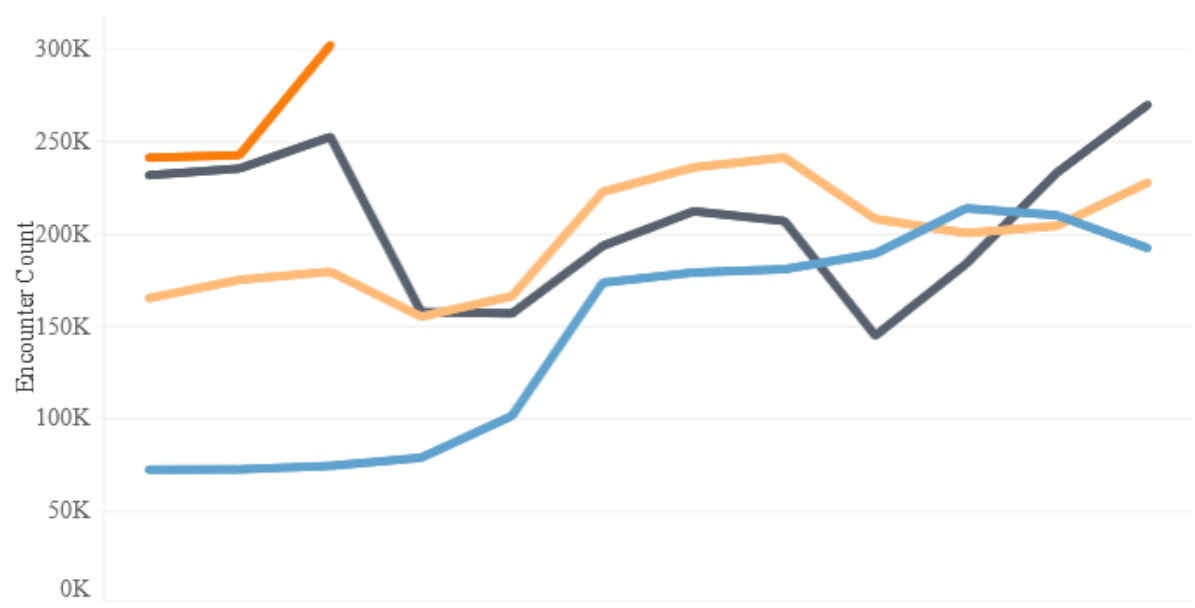
Already this fiscal year, which began October 1, the border agents have encountered 785,422 illegals at the southwest border alone. Nationwide, the number is 988,819, as the Northern border is increasingly targeted for illegal crossings.

Of the first total, 375,739 are single adults. Of the second, 564,641 are single adults. Of last fiscal year’s 3.2 million encounters nationwide, about 2.1 million, or 66.6 percent, were single adults.



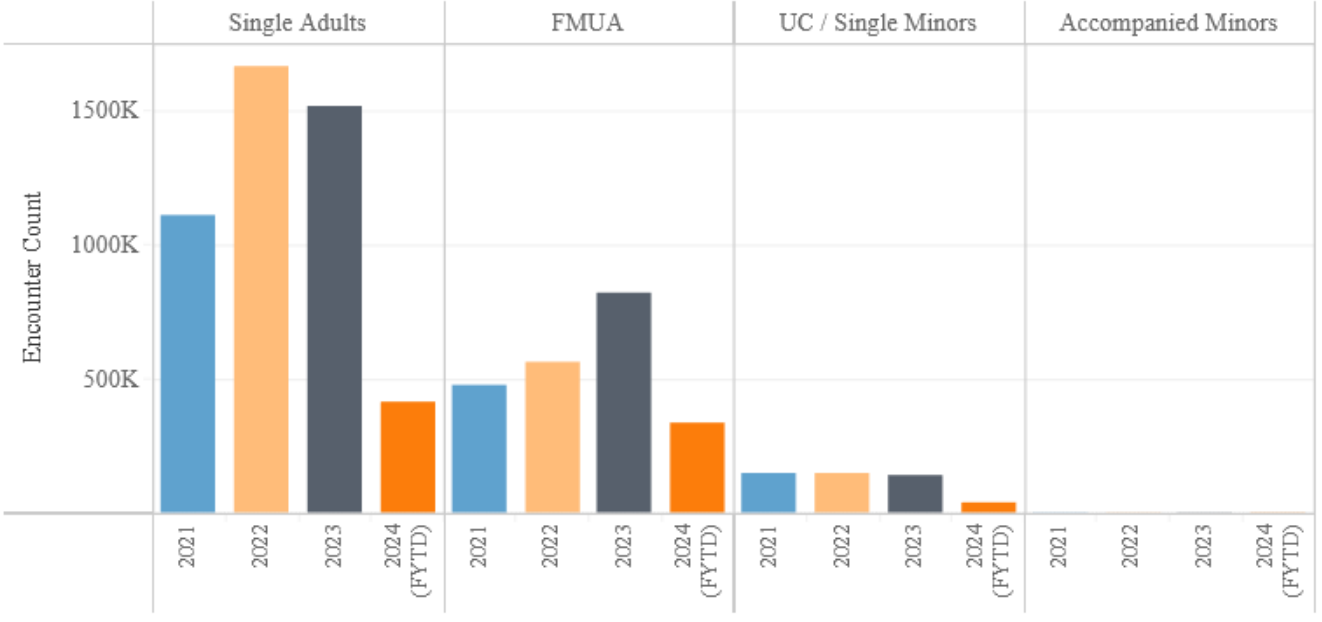
Written by [R. Cort Kirkwood](#) on January 29, 2024

FY Southwest Land Border Encounters by Month



	OCT	NOV	DEC	JAN	FEB	MAR	APR	MAY	JUN	JUL	AUG	SEP	Total
2024 (FYTD)	240,981	242,407	302,034										785,422
2023	231,529	235,173	252,315	157,358	156,630	193,249	211,992	206,690	144,556	183,479	232,963	269,735	2,475,669
2022	164,837	174,845	179,253	154,874	166,010	222,574	235,785	241,136	207,834	200,162	204,087	227,547	2,378,944
2021	71,929	72,113	73,994	78,414	101,099	173,277	178,795	180,597	189,034	213,593	209,840	192,001	1,734,686

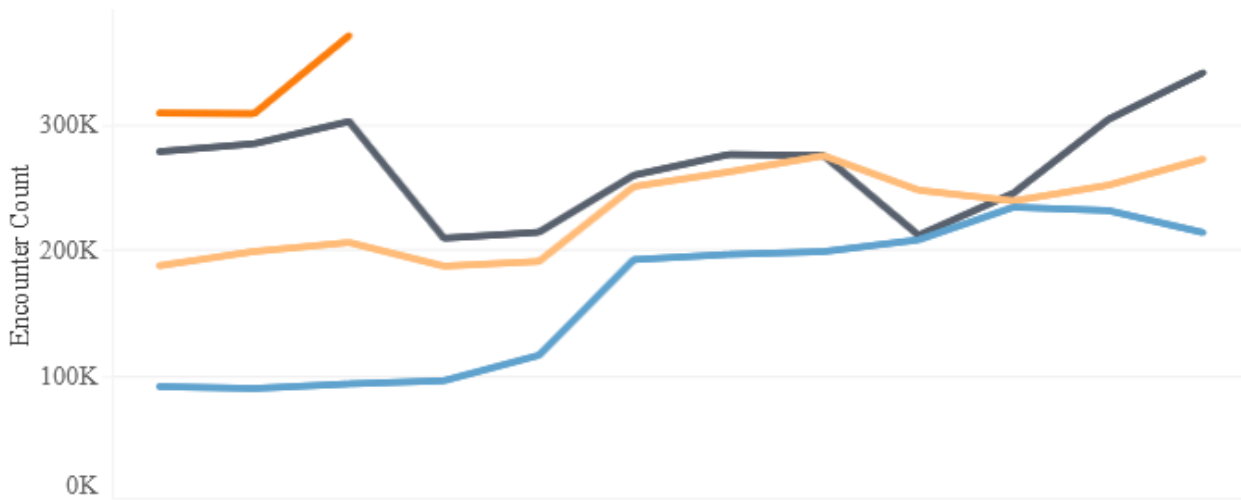
FY Comparison by Demographic





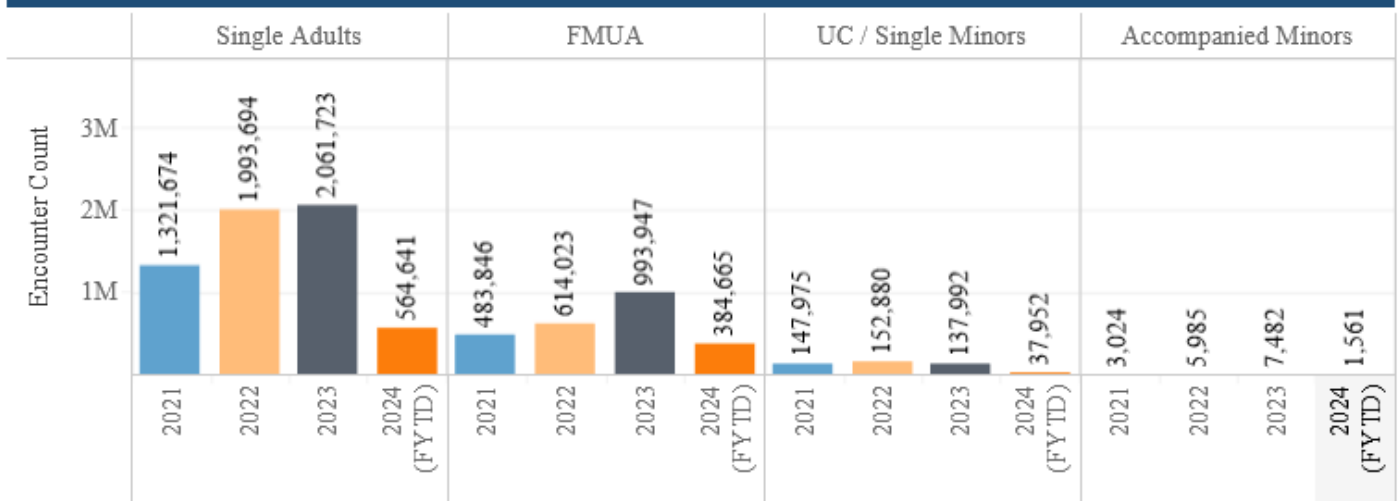
Written by [R. Cort Kirkwood](#) on January 29, 2024

FY Nationwide Encounters by Month



	OCT	NOV	DEC	JAN	FEB	MAR	APR	MAY	JUN	JUL	AUG	SEP	Total
2024 (FYTD)	309,114	308,669	371,036										988,819
2023	278,317	284,624	302,392	209,151	213,911	259,471	276,036	275,166	211,457	245,154	304,073	341,392	3,201,144
2022	187,136	198,553	205,691	186,808	190,578	250,404	262,109	274,992	247,523	238,929	251,521	272,338	2,766,582
2021	90,585	89,072	92,746	95,276	115,559	192,025	196,190	198,459	207,823	233,919	231,243	213,622	1,956,519

FY Comparison by Demographic



Border agents have encountered 23,027 Chinese at the borders, more than 20,000 of whom, or 86 percent, were single adults. More than 15,000 showed up at the southwest border.

About 4,800 of the 8,460 Russians encountered at the borders were single adults.



Written by [R. Cort Kirkwood](#) on January 29, 2024



U.S. Customs and Border Protection

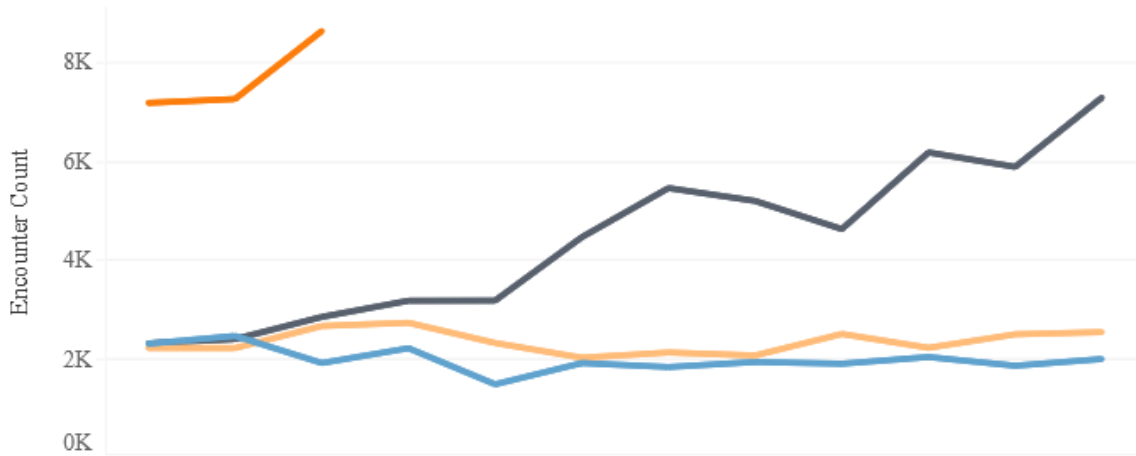
U.S. Customs and Border Protection (CBP) Encounters Nationwide, Southwest Land Border, and Northern Land Border Encounters by Fiscal Year (FY)

Choose Region: | FY: | Component: | Area of Responsibility:

Demographic: | Citizenship: | Title of Authority: |

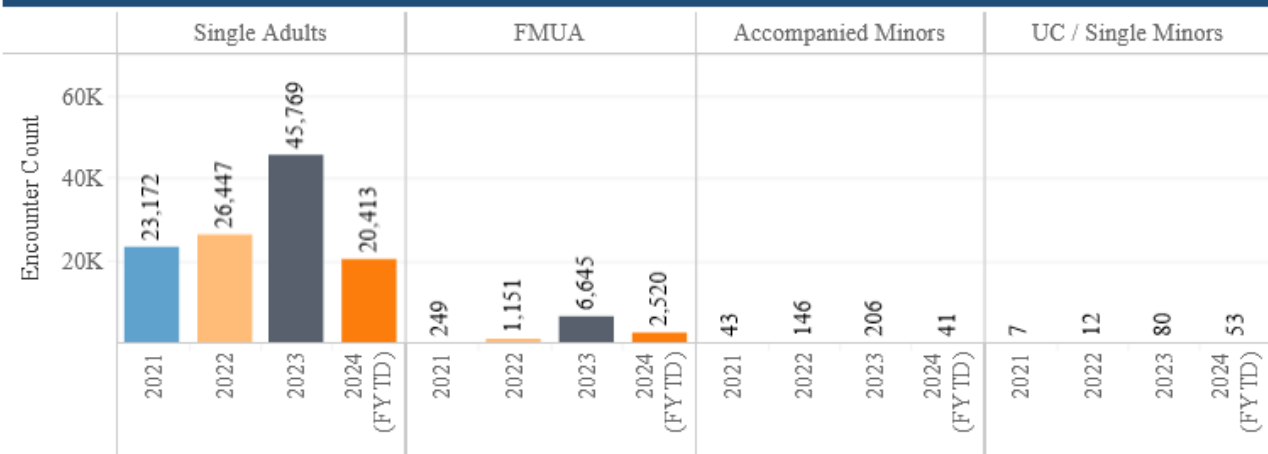
FY: ■ 2021 ■ 2022 ■ 2023 ■ 2024 (FYTD)

FY Nationwide Encounters by Month



	OCT	NOV	DEC	JAN	FEB	MAR	APR	MAY	JUN	JUL	AUG	SEP	Total
2024 (FYTD)	7,163	7,242	8,622										23,027
2023	2,281	2,368	2,818	3,147	3,150	4,437	5,434	5,172	4,601	6,157	5,864	7,271	52,700
2022	2,188	2,186	2,634	2,699	2,289	1,990	2,096	2,036	2,472	2,191	2,465	2,510	27,756
2021	2,275	2,433	1,882	2,183	1,450	1,881	1,801	1,903	1,868	2,004	1,827	1,964	23,471

FY Comparison by Demographic





Written by [R. Cort Kirkwood](#) on January 29, 2024



U.S. Customs and Border Protection

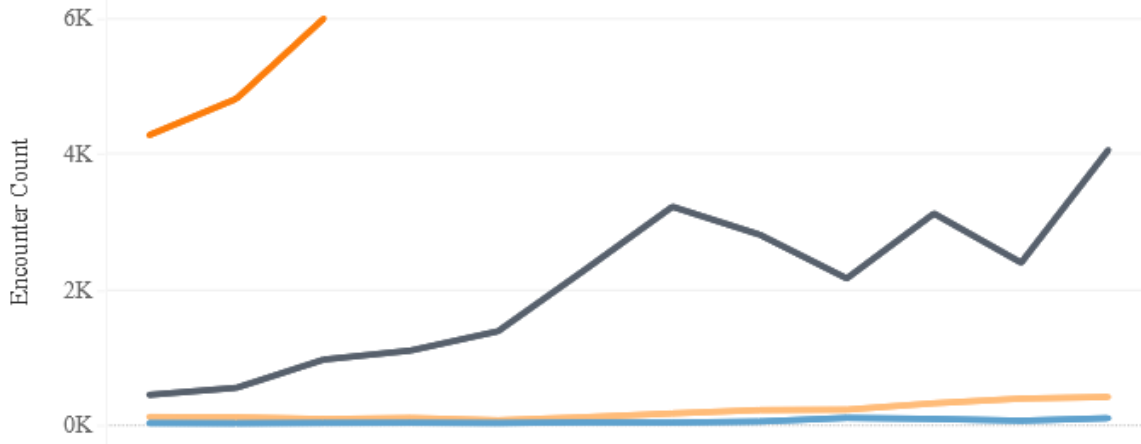
U.S. Customs and Border Protection (CBP) Encounters Nationwide, Southwest Land Border, and Northern Land Border Encounters by Fiscal Year (FY)

Choose Region: Southwest Land Border | FY: (All) | Component: (All) | Area of Responsibility: (All)

Demographic: (All) | Citizenship: CHINA, PEOPLES REPU... | Title of Authority: (All) | **Reset Filters**

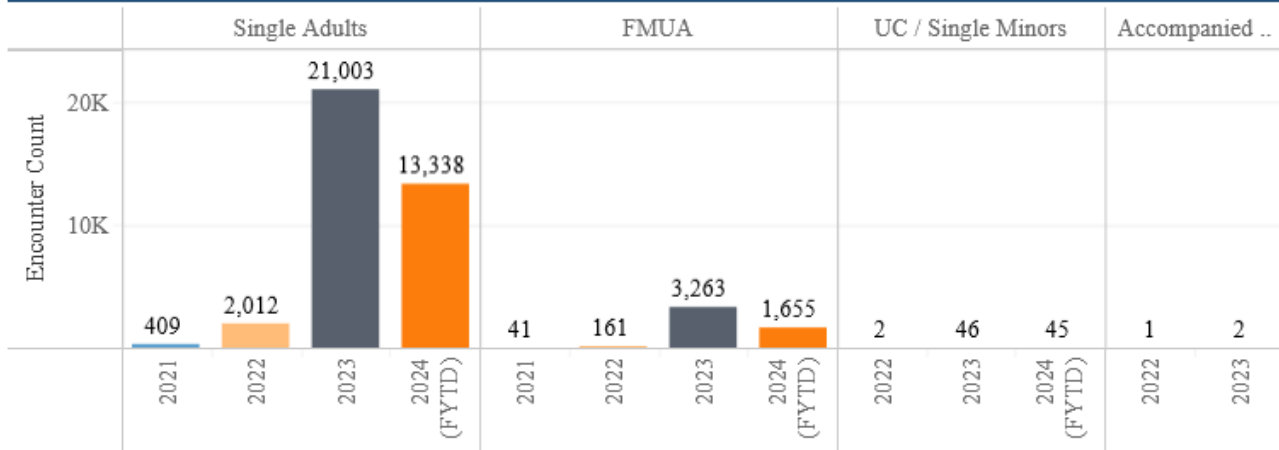
FY: 2021 (blue), 2022 (orange), 2023 (dark grey), 2024 (FYTD) (red)

FY Southwest Land Border Encounters by Month



	OCT	NOV	DEC	JAN	FEB	MAR	APR	MAY	JUN	JUL	AUG	SEP	Total
2024 (FYTD)	4,261	4,797	5,980										15,038
2023	430	534	950	1,084	1,368	2,278	3,205	2,793	2,147	3,104	2,379	4,042	24,314
2022	104	100	73	89	55	101	156	206	212	306	375	399	2,176
2021	13	10	15	17	13	24	21	37	90	75	49	86	450

FY Comparison by Demographic





Written by [R. Cort Kirkwood](#) on January 29, 2024



U.S. Customs and Border Protection

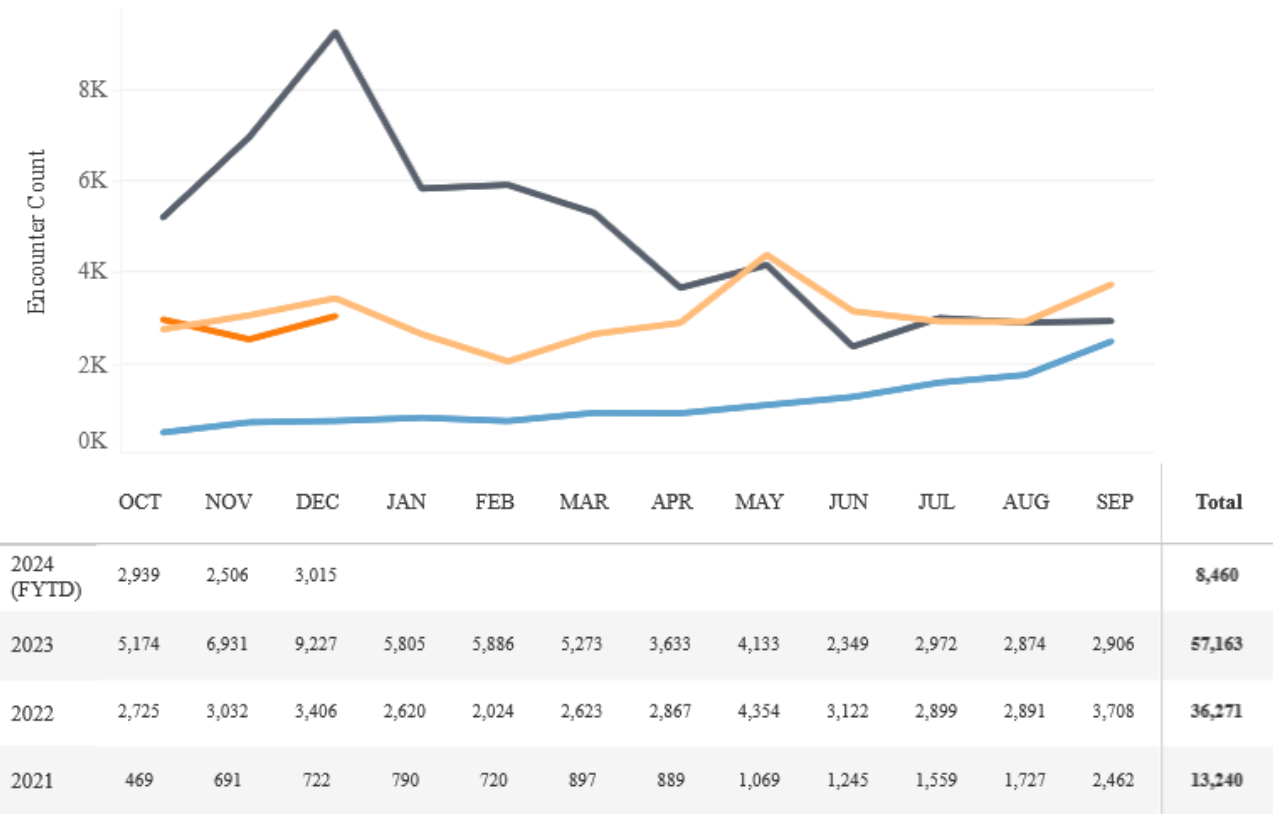
U.S. Customs and Border Protection (CBP) Encounters Nationwide, Southwest Land Border, and Northern Land Border Encounters by Fiscal Year (FY)

Choose Region: FY: Component: Area of Responsibility:

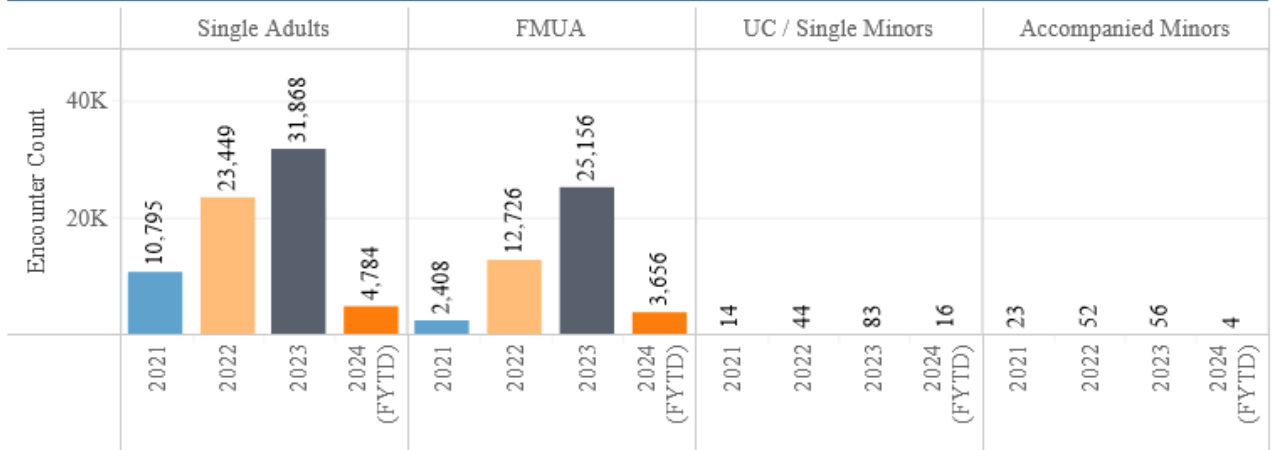
Demographic: Citizenship: Title of Authority: [Reset Filters](#)

FY ■ 2021 ■ 2022 ■ 2023 ■ 2024 (FYTD)

FY Nationwide Encounters by Month



FY Comparison by Demographic





Written by [R. Cort Kirkwood](#) on January 29, 2024

And again, as *The New American* reported today, Biden's invitation to the Third World's poor, huddled masses to invade the country and get free stuff got an RSVP from hundreds of terror suspects on the FBI's watch list.

In fiscal 2023, 736 terror suspects were stopped at U.S. borders. So far this year, the total is 144.

The warning from the two former FBI men isn't the first Congress has received.

[FBI Director Christopher Wray testified](#) before the House Homeland Security Committee in November.

Wray testified that the 1.8 million known gotaways who slipped by Border Patrol and disappeared into the heartland "are a source of great concern for us. That's why we are aggressively using all 56 of our joint terrorism task forces."

"Threats that come from the other side of the border are very much consuming FBI field offices, not just in the border states," Wray said.

As the 10 former FBI men wrote, "the country has been invaded," and that invasion "will continue as long as the nation's enemies perceive it will be tolerated. Until it is stopped, the United States is extraordinarily less safe and secure.... The warning lights are blinking."

H/T: [Legal Insurrection](#)



Subscribe to the New American

Get exclusive digital access to the most informative, non-partisan truthful news source for patriotic Americans!

Discover a refreshing blend of time-honored values, principles and insightful perspectives within the pages of "The New American" magazine. Delve into a world where tradition is the foundation, and exploration knows no bounds.

From politics and finance to foreign affairs, environment, culture, and technology, we bring you an unparalleled array of topics that matter most.



[Subscribe](#)

What's Included?

- 24 Issues Per Year
- Optional Print Edition
- Digital Edition Access
- Exclusive Subscriber Content
- Audio provided for all articles
- Unlimited access to past issues
- Coming Soon! Ad FREE
- 60-Day money back guarantee!
- Cancel anytime.