



Written by [R. Cort Kirkwood](#) on February 15, 2024

CBP Data: 30K Chinese “Migrants” Encountered at Border in Fiscal 2024

Border agents have encountered almost 30,000 Chinese “migrants” so far this fiscal year. If that pace through four months continues to year’s end, the final figure will dwarf the massive influx of the possible spies and sleeper military personnel who crossed the border since the beginning of fiscal 2021.

Nearly 20,000 of the Chinese illegally crossed the southwest border, the vast majority of those in the San Diego sector.

The obvious major concern, as FBI officials told top senators and congressmen last month, is that foreign nations have planted a sleeper army or terror cell here to launch a devastating attack.



AP Images
Chinese migrants at U.S. border

The Numbers

[Numbers from](#) U.S. Customs and Border Protection tell the tale.

Since October 1, the beginning of fiscal 2024, border agents have encountered 29,799 Chinese nationwide.

Last year, they encountered 52,700, almost double the 27,756 in fiscal 2022.

If the pace of Chinese encounters keeps up, border agents will encounter about 88,000 by September 30, the end of the fiscal year.

That would be a 67-percent increase from fiscal 2023.

Most of the Chinese, 18,755, were stopped at the southwest border. Most were caught crossing illegally. And 98.3 percent of those encountered, 18,427, were caught jumping the border in the San Diego sector.

Just 450 Chinese illegals crossed the southwest border in fiscal 2021, a figure that increased 383.5 percent to 2,176 in fiscal 2022. Then it rocketed 1,017 percent to 24,314 in fiscal 2023.

The massive increases clearly indicate that the Chinese know Biden is permitting an illegal-alien invasion, and that, like other illegals, they will likely be released to disappear.



Written by [R. Cort Kirkwood](#) on February 15, 2024



U.S. Customs and Border Protection

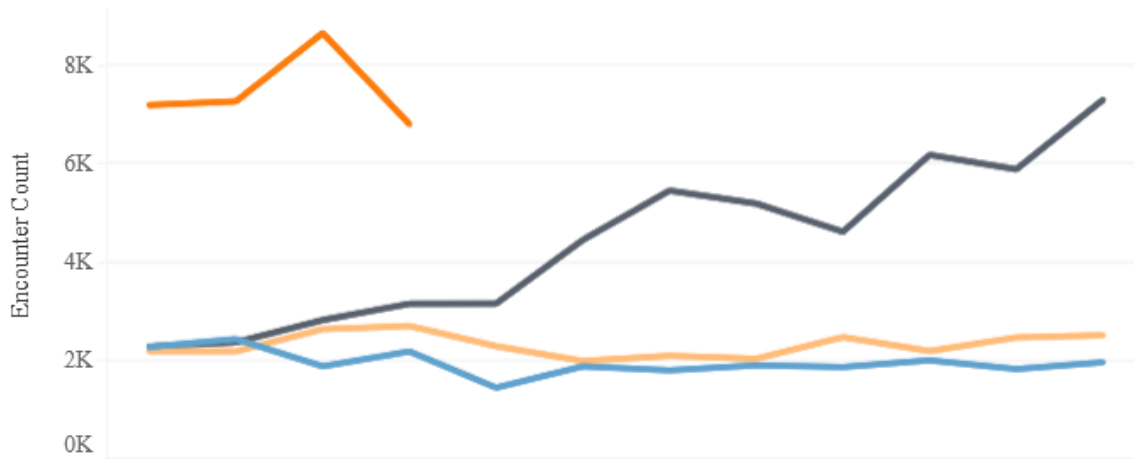
U.S. Customs and Border Protection (CBP) Encounters Nationwide, Southwest Land Border, and Northern Land Border Encounters by Fiscal Year (FY)

Choose Region: FY: Component: Area of Responsibility:

Demographic: Citizenship: Title of Authority: [Reset Filters](#)

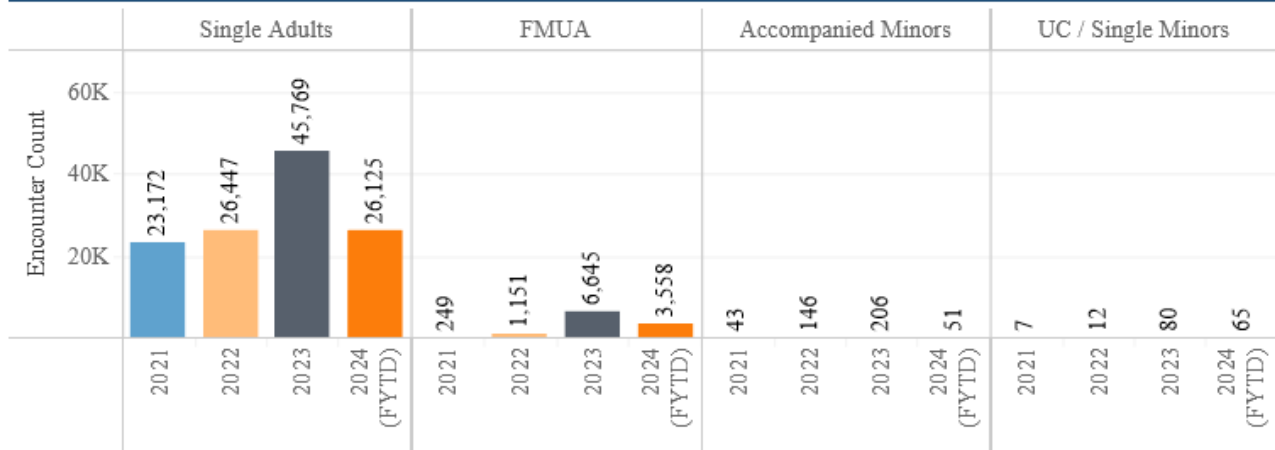
FY: ■ 2021 ■ 2022 ■ 2023 ■ 2024 (FYTD)

FY Nationwide Encounters by Month



	OCT	NOV	DEC	JAN	FEB	MAR	APR	MAY	JUN	JUL	AUG	SEP	Total
2024 (FYTD)	7,163	7,239	8,619	6,778									29,799
2023	2,281	2,368	2,818	3,147	3,150	4,437	5,434	5,172	4,601	6,157	5,864	7,271	52,700
2022	2,188	2,186	2,634	2,699	2,289	1,990	2,096	2,036	2,472	2,191	2,465	2,510	27,756
2021	2,275	2,433	1,882	2,183	1,450	1,881	1,801	1,903	1,868	2,004	1,827	1,964	23,471

FY Comparison by Demographic





Written by [R. Cort Kirkwood](#) on February 15, 2024



U.S. Customs and Border Protection

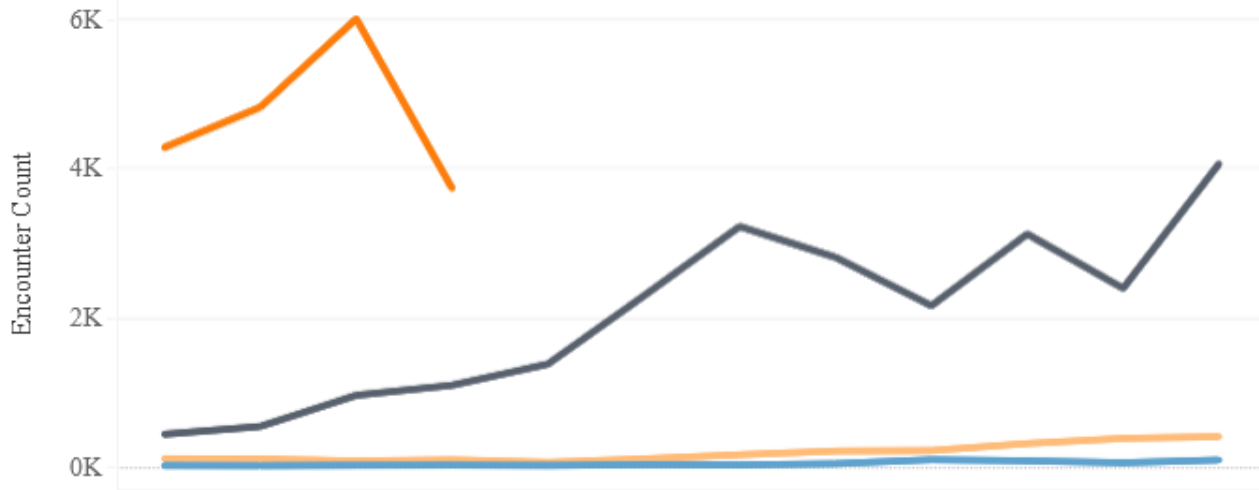
U.S. Customs and Border Protection (CBP) Encounters Nationwide, Southwest Land Border, and Northern Land Border Encounters by Fiscal Year (FY)

Choose Region: FY: Component: Area of Responsibility:

Demographic: Citizenship: Title of Authority: [Reset Filters](#)

FY ■ 2021 ■ 2022 ■ 2023 ■ 2024 (FYTD)

FY Southwest Land Border Encounters by Month



	OCT	NOV	DEC	JAN	FEB	MAR	APR	MAY	JUN	JUL	AUG	SEP	Total
2024 (FYTD)	4,261	4,798	5,980	3,716									18,755
2023	430	534	950	1,084	1,368	2,278	3,205	2,793	2,147	3,104	2,379	4,042	24,314
2022	104	100	73	89	55	101	156	206	212	306	375	399	2,176
2021	13	10	15	17	13	24	21	37	90	75	49	86	450



Written by [R. Cort Kirkwood](#) on February 15, 2024



U.S. Customs and Border Protection

U.S. Customs and Border Protection (CBP) Encounters
 Nationwide, Southwest Land Border,
 and Northern Land Border Encounters by Fiscal Year (FY)

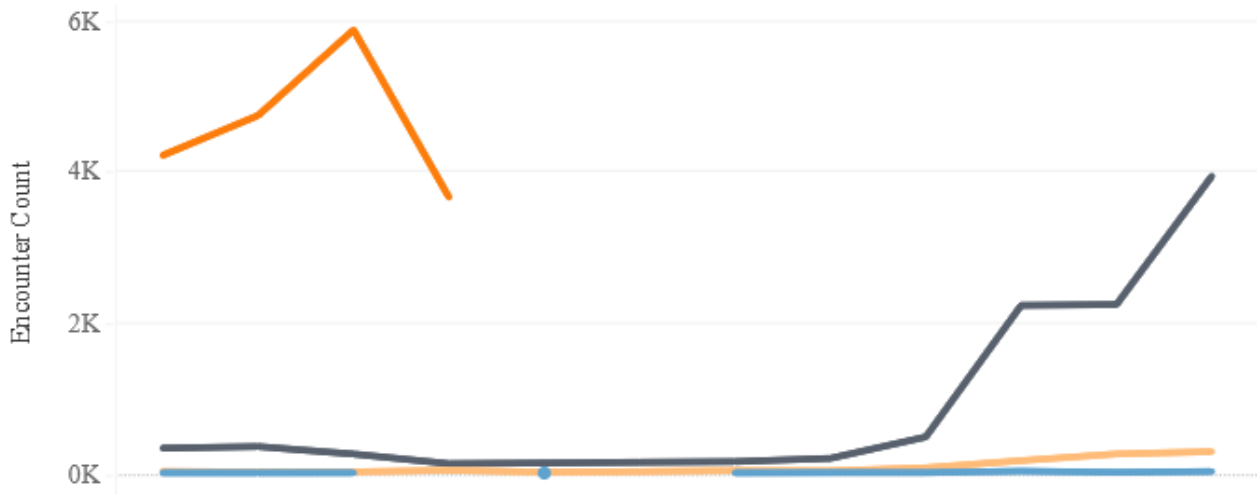
Choose Region: Southwest Land Border | FY: (All) | Component: U.S. Border Patrol | Area of Responsibility: San Diego Sector

Demographic: (All) | Citizenship: CHINA, PEOPLES REPU... | Title of Authority: (All)

[Reset Filters](#)

FY: 2021 (blue), 2022 (orange), 2023 (grey), 2024 (FYTD) (red)

FY Southwest Land Border Encounters by Month



	OCT	NOV	DEC	JAN	FEB	MAR	APR	MAY	JUN	JUL	AUG	SEP	Total
2024 (FYTD)	4,199	4,726	5,857	3,645									18,427
2023	329	350	251	124	133	143	151	194	477	2,216	2,227	3,925	10,520
2022	22	14	16	36	12	20	32	29	69	164	252	283	949
2021	2	2	3		1		2	5	5	25	9	21	75

The data also show that most of the “migrants” — 88 percent this year and 87 percent last year — are single adults.

Former G-Men Concerned

That last datum concerns former FBI officials, who wrote to House Speaker Mike Johnson, Senate Majority Leader Chuck Schumer, and other top legislators in January.

“It would be difficult to overstate the danger represented by the presence inside our borders of what is comparatively a multi-division army of young single adult males from hostile nations and regions whose background, intent, or allegiance is completely unknown,” the [officials wrote](#):



Written by [R. Cort Kirkwood](#) on February 15, 2024

They include individuals encountered by border officials and then possibly released into the country, along with a shockingly high estimate of “gotaways” — meaning those who have entered and evaded apprehension.

But even more dangerous is the number of military-age men, they wrote, “holding questionable motivations dramatically increased in number to become the most common profile of those breaching the nation’s border.”

“A startling number had been found on the terror watch list or are from countries designated as state sponsors of terror or distinctly unfriendly to the United States,” and the “the surge and numbers of single military aged males descending upon American cities and towns is alarming and perilous.”

Nor are the young men only from well-known terrorist nations. Some are from Russia and China, “hostile adversaries of the U.S. with aspirations to devastate national infrastructure.”

As for the terror suspects, border agents have stopped 170 on the terror watch list: 111 were stopped at ports of entry, most of them at the northern border, and 59 trying to cross illegally, all but one at the southwest border.

	FY17	FY18	FY19	FY20	FY21	FY22	FY23	FY24YTD
Office of Field Operations TSDS Encounters at Land Border Ports of Entry of All Nationalities*								
Southwest Border	116	155	280	72	103	67	80	8
Northern Border	217	196	258	124	54	313	484	103
Total	333	351	538	196	157	380	564	111
U.S. Border Patrol TSDS Encounters Between Ports of Entry of Non-U.S. Citizens								
Southwest Border	2	6	0	3	15	98	169	58
Northern Border	0	0	3	0	1	0	3	1
Total	2	6	3	3	16	98	172	59
Percentage of Total USBP Encounters	0.0007%	0.0015%	0.0004%	0.0007%	0.0010%	0.0044%	0.0083%	0.0078%

Thus, the [FBI men concluded](#), the shift in the demographic of “migrants” to mostly single men is no “accident or coincidence.”

“These men are potential operators in what appears to be an accelerated and strategic penetration, a soft invasion,” they wrote, “designed to gain internal access to a country that cannot be invaded militarily in order to inflict catastrophic damage if and when enemies deem it necessary.”

And those men don’t include the thugs, thieves, terrorists, and rapist-murderers Biden has released. That policy that has ended in the [gang assault of New York City cops](#), [the arrest of a terrorist](#) in Minneapolis, and the [rape and murder](#) of a 20-year-old woman.

Illegal-alien criminals caught thus far this fiscal year [number 5,616](#). Last year, border agents caught 15,267.

Yet aside from the millions the Biden administration has already released to disappear, he still isn’t finished endangering Americans. He now [plans to release](#) thousands more to exact revenge on Republicans who refused to accept the recently failed border bill.

The measure would have permitted nearly two million border encounters annually before the secretary of homeland security was required to declare an emergency. It also would have sent \$2.33 billion to leftist open-borders groups to import bogus refugees and asylum applicants.



Written by [R. Cort Kirkwood](#) on February 15, 2024

H/T: [Legal Insurrection](#), [Fox News](#)



Subscribe to the New American

Get exclusive digital access to the most informative, non-partisan truthful news source for patriotic Americans!

Discover a refreshing blend of time-honored values, principles and insightful perspectives within the pages of "The New American" magazine. Delve into a world where tradition is the foundation, and exploration knows no bounds.

From politics and finance to foreign affairs, environment, culture, and technology, we bring you an unparalleled array of topics that matter most.



[Subscribe](#)

What's Included?

- 24 Issues Per Year
- Optional Print Edition
- Digital Edition Access
- Exclusive Subscriber Content
- Audio provided for all articles
- Unlimited access to past issues
- Coming Soon! Ad FREE
- 60-Day money back guarantee!
- Cancel anytime.